

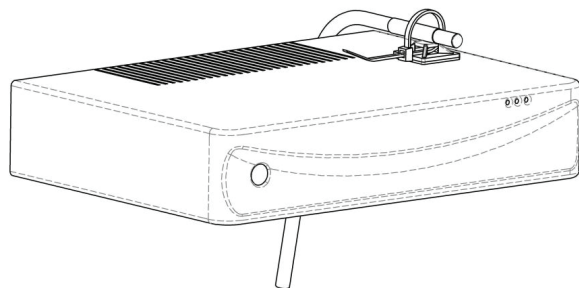
chameleon Active Cooling Kit

ASSEMBLY INSTRUCTIONS

The active cooling kit uses thermostatically controlled fans to keep gear running cool.

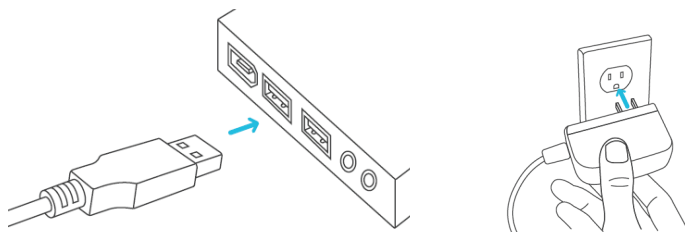
1 Attach Thermister

Use supplied wire tie to hold Thermister in place on top of the hottest piece of equipment, closest to the heat source. Consider your "always on" components, (i.e. Satellite Receiver, Cable Box).



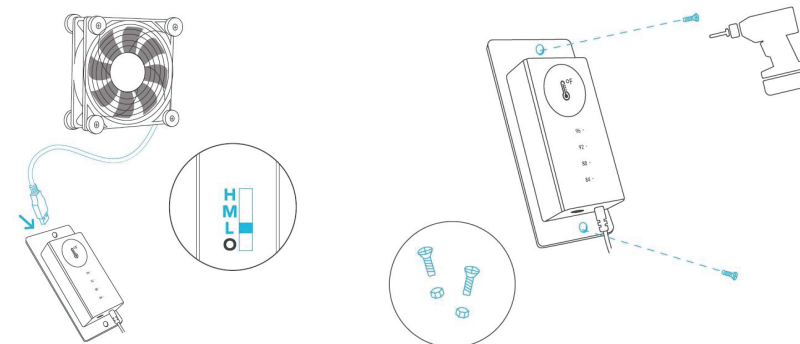
2 AC Adapter

Active cooling rear panel is powered by plugging the supplied A/C adapter into wall outlet. Up to four fans can use the same A/C wall adapter and/or thermal controller, utilizing in-line female USB plug attached to each unit.



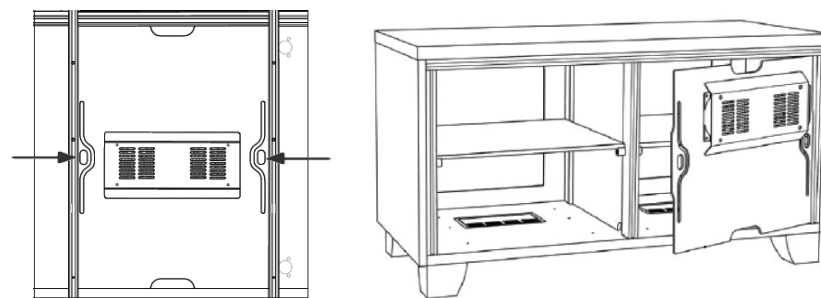
3 Multi Selector Fan Switch

Multi Selector Fan Switch **must be** set to High when Active Thermal Trigger is used. When not used, switch selects constant "always on" fan speed. Push button to cycle through 4 temperature settings. When all 4 temperature lights are on, "always on" mode is selected. Pressing round button again will turn fans and Active Thermal Trigger off. *Note: Thermal Trigger can be relocated and attached to desired location using included fasteners.



4 Install Rear Panel

Pull in on the two handle slots and insert the panel end tabs into the slots in the two vertical extrusions. Reverse this procedure to remove panel. Upon removal, carefully place in the upright position to protect the fan assembly.



Limited Warranty

Salamander Designs warrants the Cooling Kit against defects in materials and workmanship for a period of two years from date of purchase. We will replace, at our option, any Cooling Kit which has a defect in materials or workmanship. The product must be properly packaged and returned prepaid with a Salamander Designs return authorization number clearly written on the outside of the shipping carton and with a copy of the bill of sale or Salamander Designs invoice to verify the original purchase date.

Our warranty does NOT apply to (1) Damage caused by improper installation or improper electrical voltage. (2) Any product which has been modified. (3) Damage caused by corrosion, abrasion, immersion, or severe temperatures. (4) Products which have been subject to abuse, misuse, abnormal usage, or accident.

These warranties give you specific legal rights, and are subject to any applicable consumer protection legislation. You may also have additional rights which vary from state to state. No other warranties, expressed, implied, or written, shall apply to this product. Salamander will not be responsible for any consequential or incidental damages, loss of property, revenues, or profit, cost of removal, installation or reinstallation, personal injury, or for any breach of warranty, regardless of how caused.