

EPSON
INSIDE



SALAMANDER DESIGNS
UST PROJECTOR
INTEGRATED CABINETS
Designed for Epson LS500

* Model X3/EP52/237S/SN/MW/BK
SalamanderDesigns.com/epson

Seamless Stealthy Solution For Virtually Any Decor

A simple installation with no need to open the wall or ceiling to run cables. All supporting components can be enclosed in the credenza to provide a beautiful and simple solution.

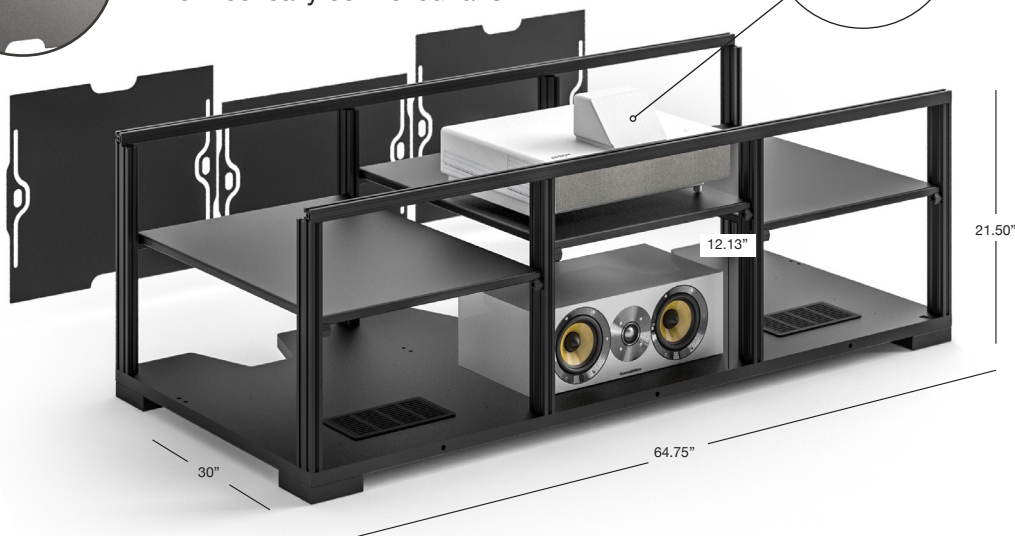
Features:

- Flush top surface, recessed projector cavity design
- Extruded aluminum frame creates a support skeleton
- Pinch-out rear panels to permit fast, easy access to components and wiring
- Wide variety of bolt-on options and accessories are available



Easy to Install Optional Fan Kit
prevents heat build-up with
thermostatically controlled fans.

DESIGNED
FOR
EPSON®



STYLES

237S Cabinet for Integrated Epson LS500 Projector



CHICAGO – Black Oak, Grass Texture with Black Solid Surface Top
X3/EPS2/237S/CH/BO/BK




MIAMI – Gloss, Warm White with Black Solid Surface Top
X3/EPS2/237S/MM/GW/BK



SIENNA – Medium Walnut with Black Solid Surface Top
X3/EPS2/237S/SN/MW/BK



Salamander Cabinet Designed for EPSON LS500 Full HD 3LCD Ultra Short-throw Laser Projector



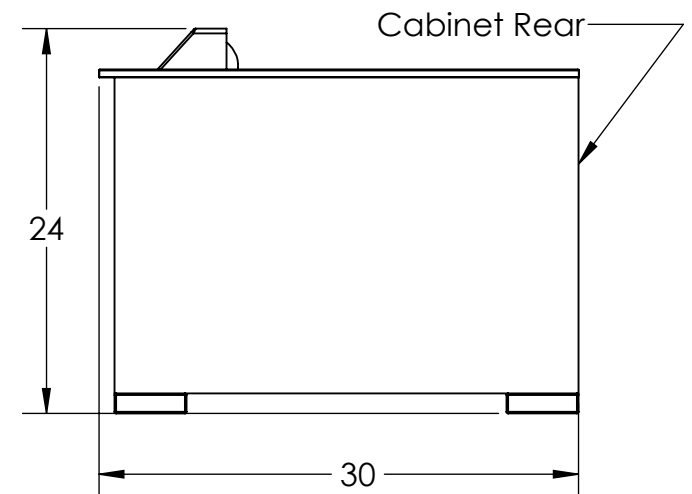
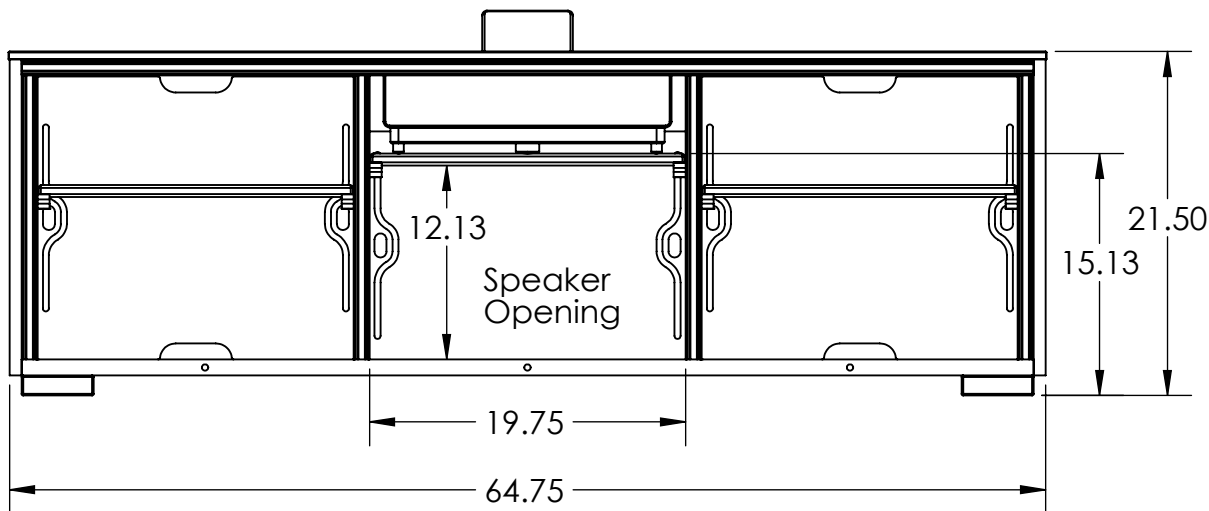
MIN & MAX SCREEN SIZES

100" Diagonal Image:

Place rear surface of cabinet 3" from projection surface

120" Diagonal Image:

Place rear surface of cabinet 8" from projection surface



Projector Sold Separately.

©2021 Salamander Designs Ltd. The information and designs contained in this drawing proprietary of SALAMANDER DESIGNS and may NOT be reproduced. Specifications subject to change without notice.

SalamanderDesigns.com/commercial/epson | 800.535.9910 Epson® is a registered trademark of Epson Corporation v6.21

