

EPSON®
INSIDE



SALAMANDER DESIGNS

UST PROJECTOR INTEGRATED CABINETS

DESIGNED FOR EPSON LS800

salamanderdesigns.com/epson

Seamless Stealthy Solution For Virtually Any Decor

A simple installation with no need to open the wall or ceiling to run cables. All supporting components can be enclosed in the credenza to provide a beautiful and simple solution.



SALAMANDER
DESIGNS

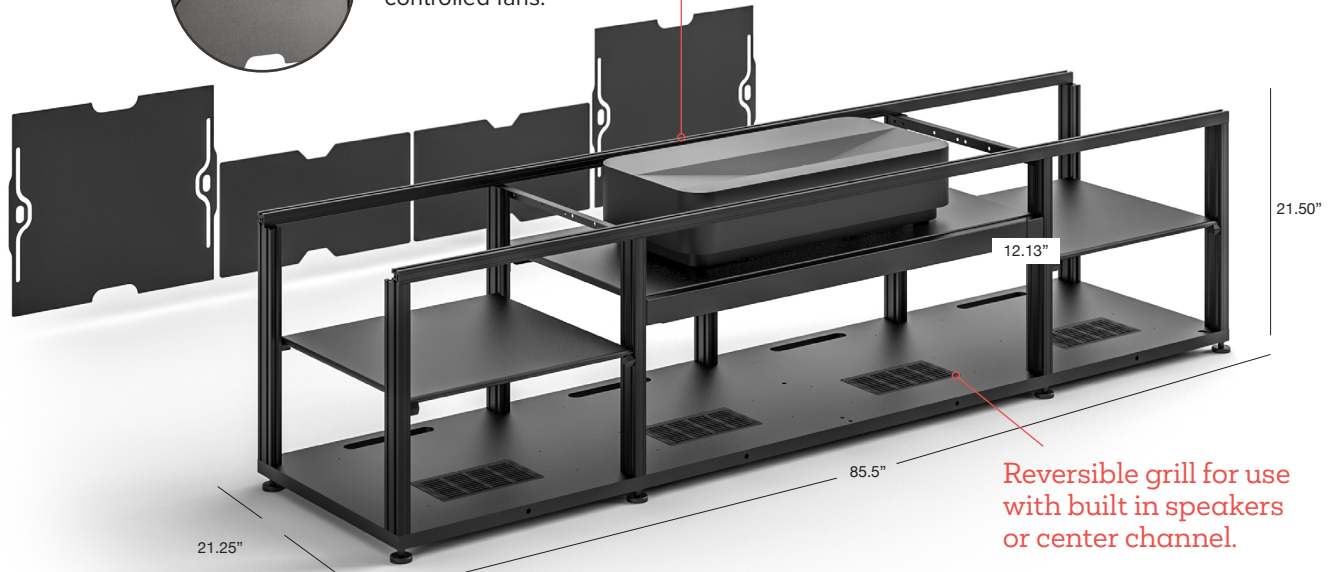
Designed for Epson
LS800B EpiqVision 4K Ultra Short Throw Projector

Features:

- Flush top surface, recessed projector cavity design
- Extruded aluminum frame creates a support skeleton
- Pinch-out rear panels to permit fast, easy access to components and wiring
- Wide variety of bolt-on options, footing and accessories are available



**Easy to Install
Optional Fan Kit**
prevents heat build-up
with thermostically
controlled fans.



STYLES



CHICAGO

Black Oak, Grass Texture with
Black Solid Surface Top

X/EPSSL800/245/CH/BK



MIAMI

Gloss, Warm White with
Black Solid Surface Top

X/EPSSL800/245/MM/BK



OSLO

Black Glass Doors & Black Oak End Panel
with Black, Solid Surface Top

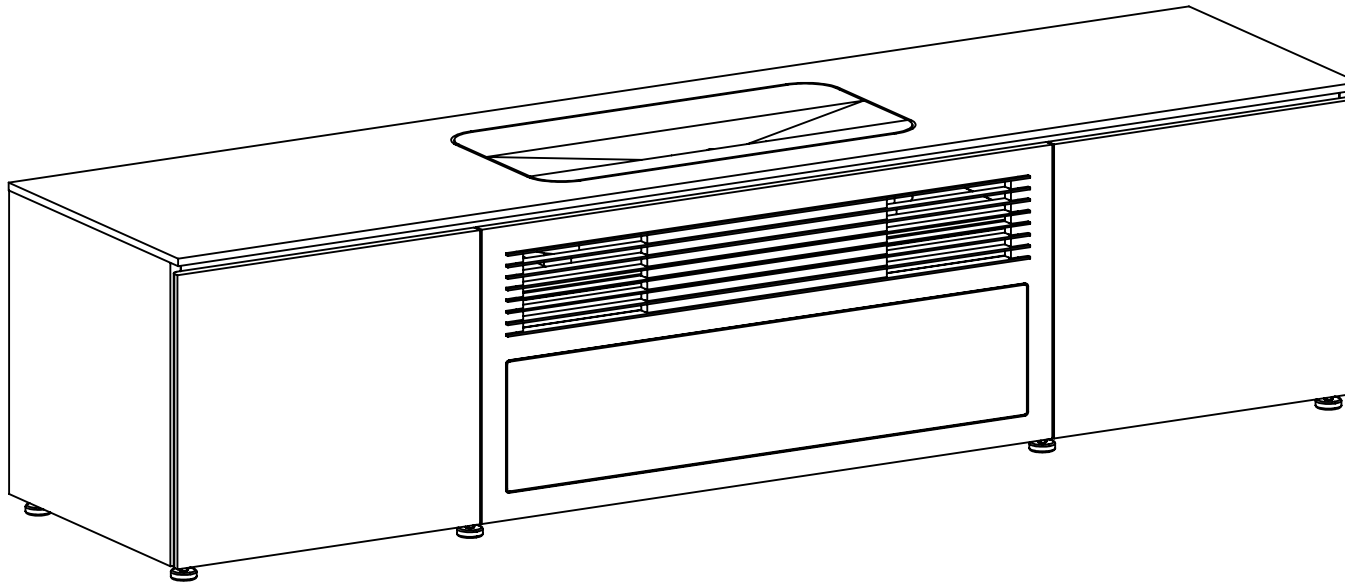
X/EPSSL800/245/OS/BK

Projector Sold Separately

© 2022 Salamander Designs Ltd. SalamanderDesigns.com/epson | 800.535.9910 | v9.22



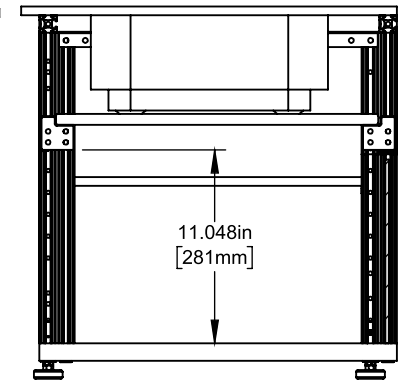
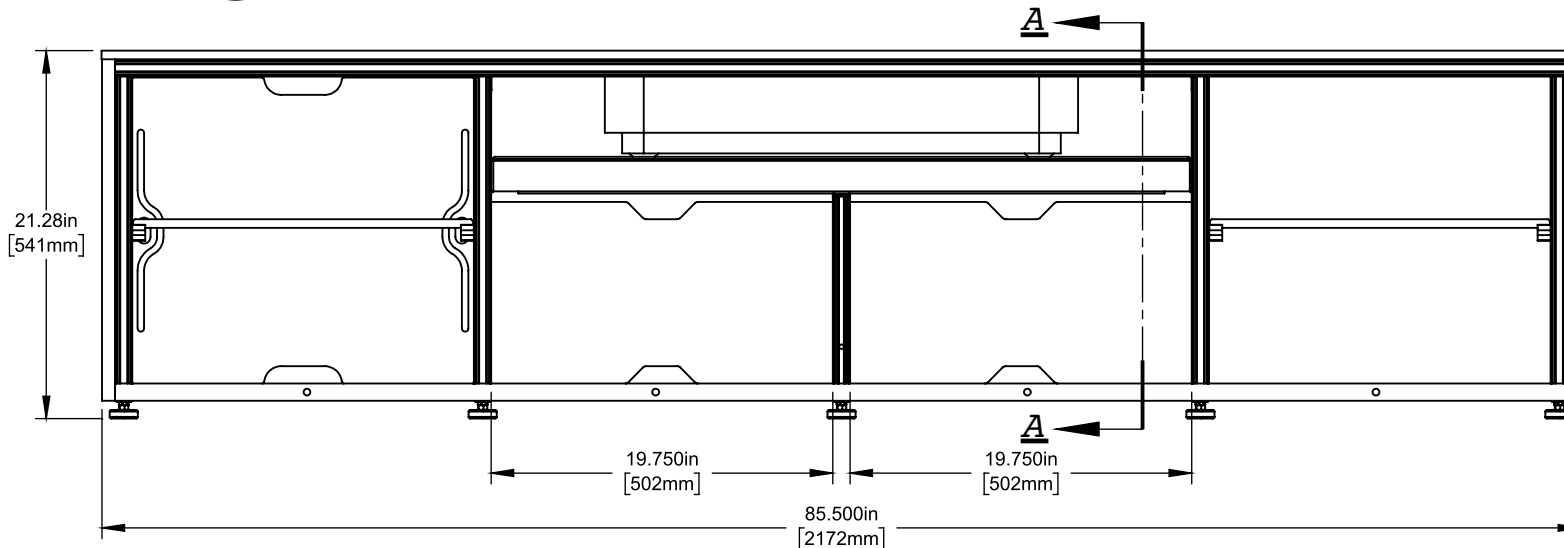
Salamander Cabinet Designed for Epson LS800B EpiqVision 4K Ultra Short Throw Projector



MIN & MAX SCREEN SIZES

100" Diagonal Image:
Place rear edge of cabinet
against projection surface

120" Diagonal Image:
Place rear edge of cabinet
1.6" from projection surface



SECTION A-A

Projector Sold Separately.

© 2022 Salamander Designs Ltd. The information and designs contained in this drawing proprietary of SALAMANDER DESIGNS and may NOT be reproduced. Specifications subject to change without notice.

SalamanderDesigns.com/epson | 800.535.9910 | v9.22

