

Hisense
INSIDE



SALAMANDER DESIGNS

UST PROJECTOR INTEGRATED CABINETS

DESIGNED FOR HISENSE PX3-PRO

salamanderdesigns.com/hisense

*Shown with optional tube base

Seamless Stealthy Solution For Virtually Any Decor

A simple installation with no need to open the wall or ceiling to run cables. All supporting components can be enclosed in the credenza to provide a beautiful and simple solution.



Designed for Hisense PX3-PRO Laser Cinema

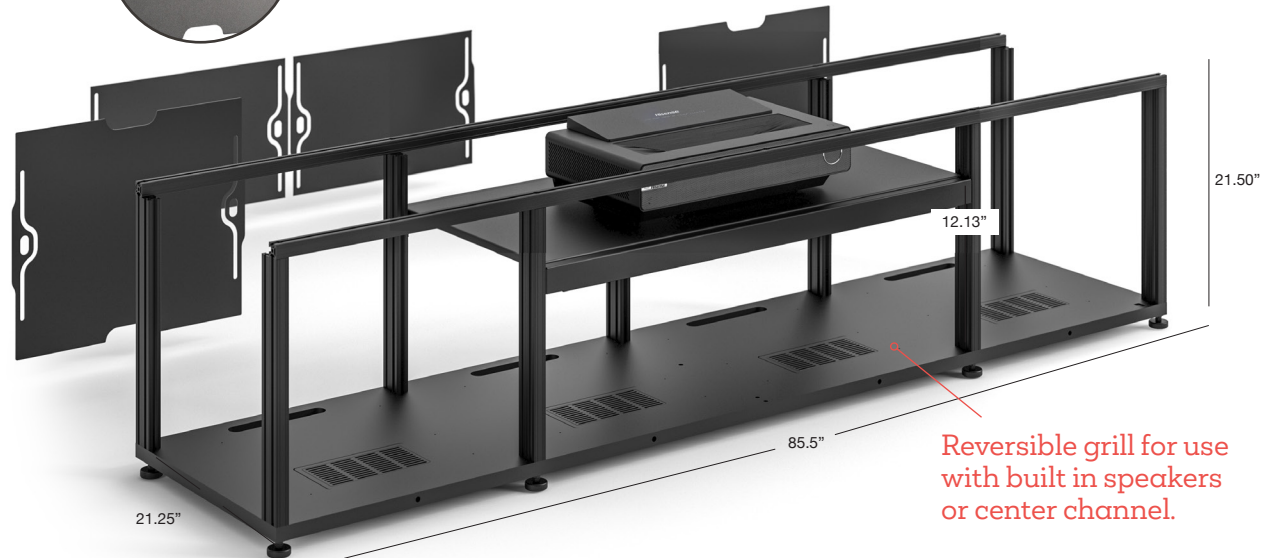
*Images may not fully represent the actual projector product.

Features:

- Flush top surface, recessed projector cavity design
- Extruded aluminum frame creates a support skeleton
- Pinch-out rear panels to permit fast, easy access to components and wiring
- Wide variety of bolt-on options, footing and accessories are available



**Easy to Install
Optional Fan Kit**
prevents heat build-up
with thermostically
controlled fans.



STYLES



CHICAGO

Black Oak, Grass Texture with
Black Solid Surface Top

C2/HSEPX3/245/CH/BK



MIAMI

Gloss, Warm White with
Black Solid Surface Top

C2/HSEPX3/245/MM/GW



OSLO

Black Glass Doors & Black Oak End Panel
with Black, Solid Surface Top

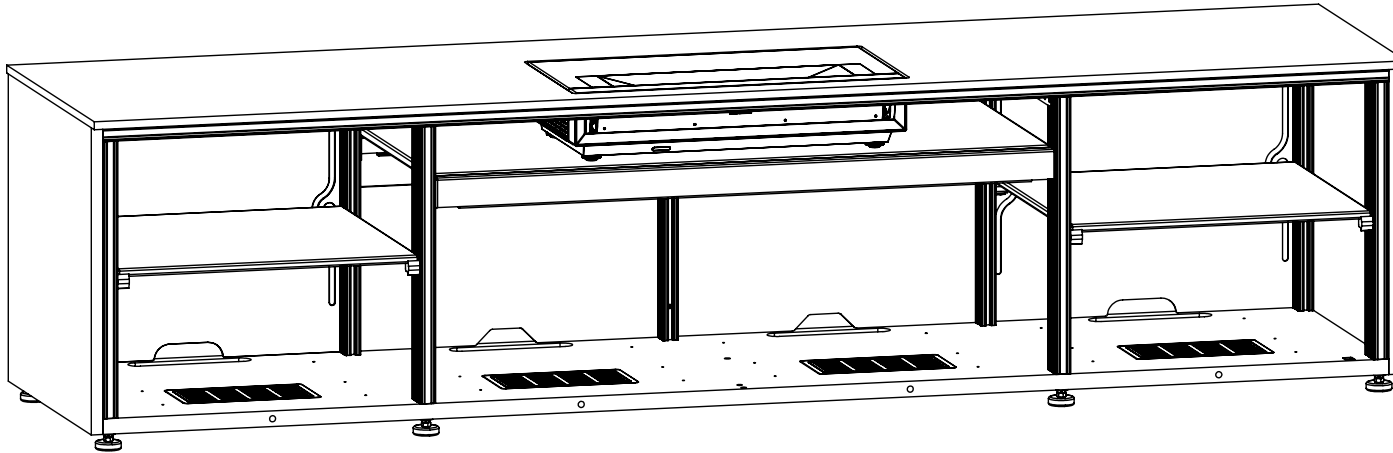
C2/HSEPX3/245/OS/BG

Projector Sold Separately

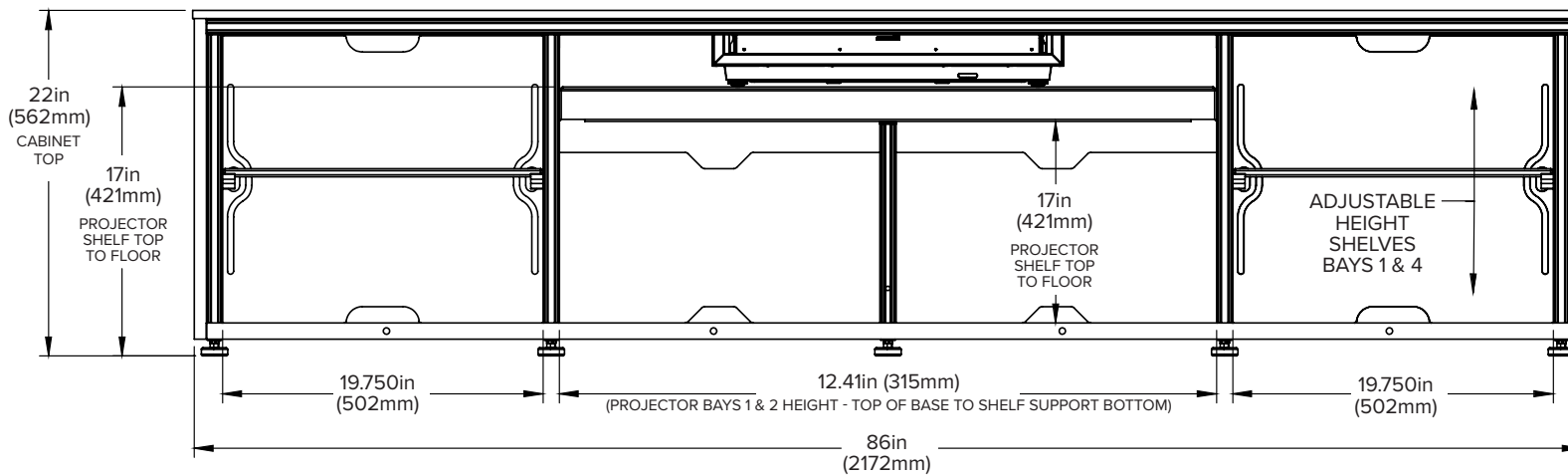
© 2025 Salamander Designs Ltd. SalamanderDesigns.com/hisense | 800.535.9910 | v3.25



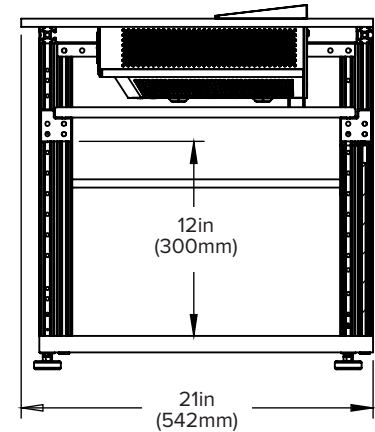
Salamander Cabinet Designed for Hisense PX3-PRO Laser Cinema



120" Diagonal Image:
Place rear edge of cabinet
4" from projection surface.



FRONT VIEW
(doors and front panel removed for clarity)



Projector Sold Separately

© 2025 Salamander Designs Ltd. The information and designs contained in this drawing proprietary of SALAMANDER DESIGNS and may NOT be reproduced. Specifications subject to change without notice.

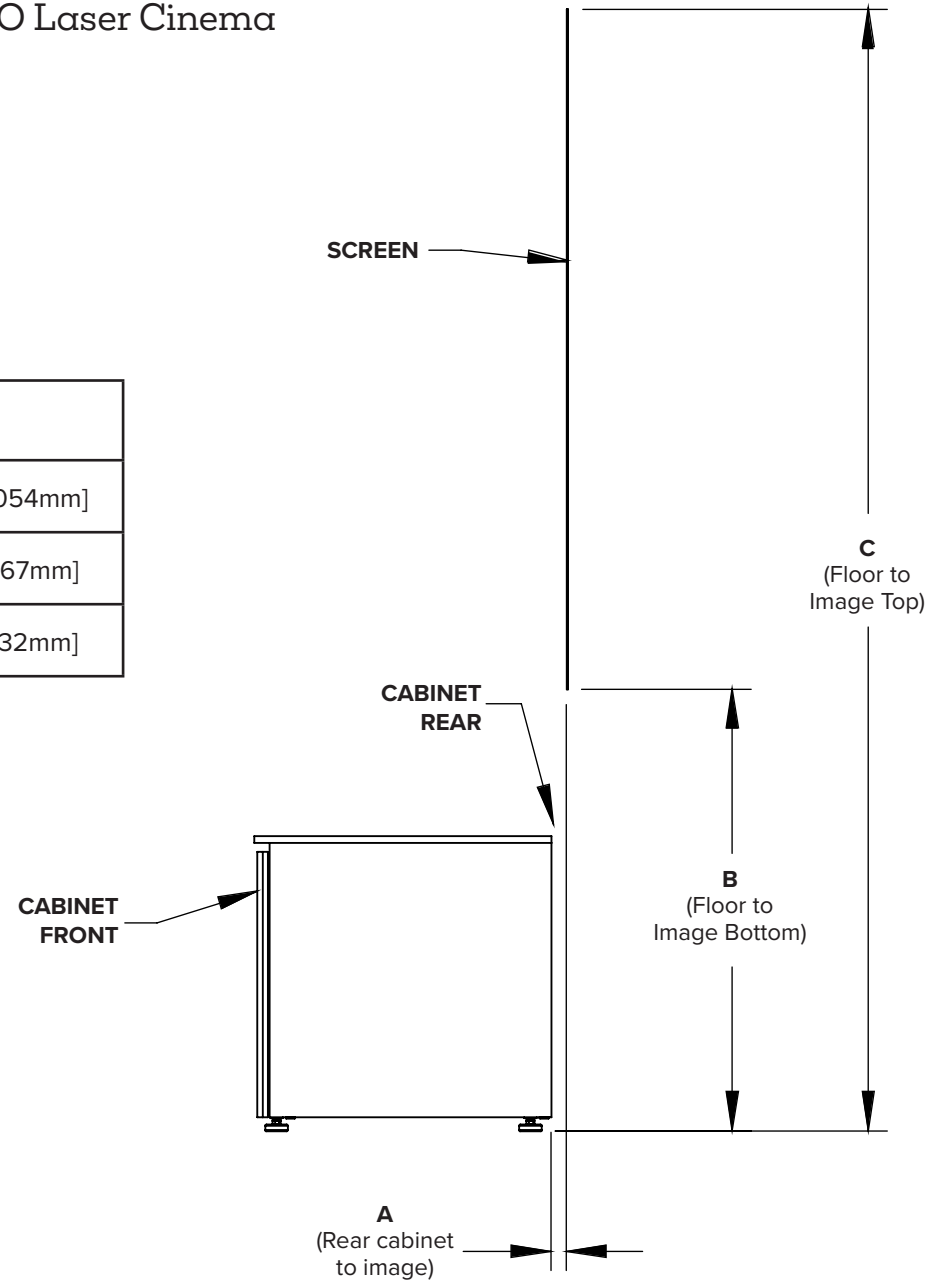
SalamanderDesigns.com/commercial/hisense | 800.535.9910 | v3.25



Salamander Cabinet Designed for Hisense PX3-PRO Laser Cinema

SIDE VIEW
 (Cabinet placement / Image Size)

Diagonal Image	A	B	C
100"	1.12in [28.5mm]	31.86in [809mm]	80.86in [2054mm]
120"	5in [127mm]	34.4in [874mm]	93.2in [2367mm]
150"	10.7in [272mm]	38in [965mm]	111.5in [2832mm]



*Images may not fully represent the actual product. Projector Sold Separately

© 2025 Salamander Designs Ltd. The information and designs contained in this drawing proprietary of SALAMANDER DESIGNS and may NOT be reproduced. Specifications subject to change without notice.

SalamanderDesigns.com/commercial/hisense | 800.535.9910 | v3.25

